Multimeter cheat sheet

Continuity

Beeps when current can flow between the probes with low resistance.








Without power

Ω Resistance

Displays resistance between the probes.If you measure more than expected there can be a break.


1 - 200 Ω.


1 - 2k Ω.





V⎓ DC voltage

Displays voltage between the probes.




With power

V~ AC voltage

Displays voltage between the probes.



Electrical cheat sheet

U	Voltage Spanning	Volt (V)
I	Current Stroom	Ampere (A)
R	Resistance Weerstand	Ohm (Ω)
P	Power Vermogen	Watt (W)

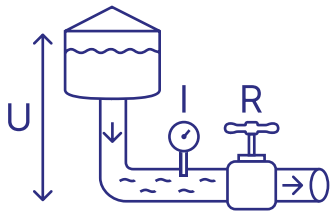

Ohm's Law:
Voltage = current × resistance



Power formula:
Power = voltage × current



⎓ Direct current (DC)
Gelijkstroom

~ Alternating current (AC)
Wisselstroom

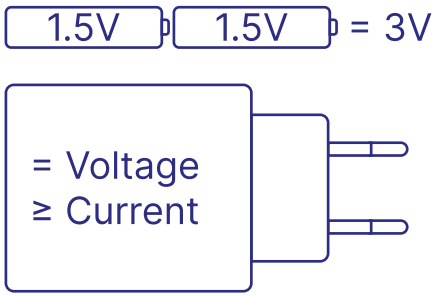

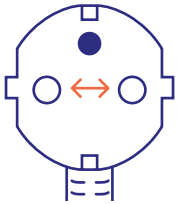

Expected: >15 Ω
Otherwise:
Short circuit
Kortsluiting

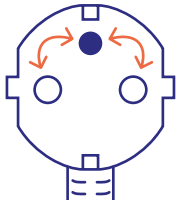

Expected: >1 MΩ
Otherwise:
Earth fault
Aardlek